

Power Supply

YEP500 series

Input: 90-305 VAC 47/63Hz
Output Voltage: 36V-60V DC
Rated Power: 500W max.



1. Features

- Protection type: over load/ over voltage/ short circuit
- Cooling by free air convection
- Forced air cooling by built-in DC Fan without speed control
- LED indicator for power on

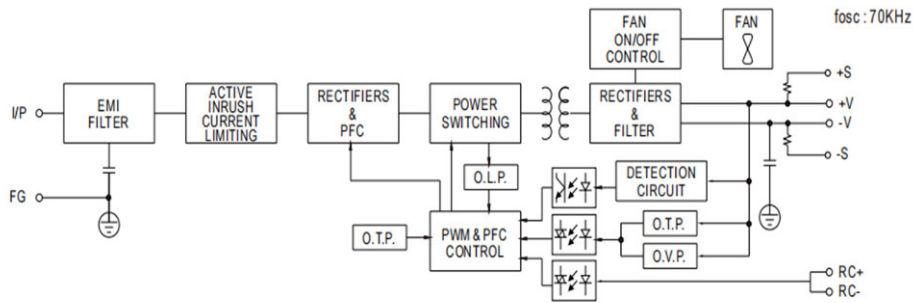
2. Specifications

Model Detail Specification		YEP500 -36	YEP500 -48	YEP500 -60
Input	Input Voltage:	90-305VAC 127-370VDC		
	Input Frequency:	47~63Hz		
	Power Factor (typ.):	PF>0.95		
	AC Current:	5,3A/115VAC-2,65/230VAC		
	Leakage Current:	<1mA / 240VAC		
	Efficiency:	90%	90,5%	91%
	Starting Load:	561.6W	547.2W	528.0W
Output	DC Voltage:	36V	48V	60V
	Rated Current:	14A	10.5A	8.5A
	Rated Power:	504W	504W	510W
	Voltage Tolerance:	±1%		
	Ripple and Noise:	200mVp-p	240mVp-p	240mVp-p
	Line Regulation:	±0.5%		
	Load Regulation:	±0,5%		
Setup, Rise, Hold up Time:	1500ms, 50ms/230VAC 3000ms, 50ms/115VAC at full load			
Environmental	Operating Temperature:	-30°C to 70°C, (Refer to "Deduction curve and tempe rature")		
	Storage Temp., Humidity:	-40°C to 85°C, 10~95% RH		
	Working Humidity:	20%~90% RH Non-Condensing		
Protection	Over Load:	110 ~ 140% rated output power Protection type : Hiccup mode, recovers automatically after fault condition is removed		
	Over Voltage:	38.4~42.8V	58.4~68.2V	65.2~76.8V
	Over Temperature:	Shut down o/p voltage, recovers automatically after temperature goes down		
Safety & EMC	Safety Regulations:	EN/EN62368-1, BS EN/EN61558-1		
	Withstand Voltage:	I/P-O/P:4KVAC I/P-FG:2KVAC O/P-FG:1.25KVAC		
	Isolation Resistance:	I/P-O/P, I/P-FG, O/P-FG:100M Ohms/ 500VDC/25 °C/70% RH		
	EMC Emission:	Compliance to BS EN/EN55032 (CISPR32) Class B, BS EN/EN61000-3-2,-3,		
Other	MTBF:	2761.8K hrs min. Telcordia SR-332 (Bellcore) ;		
	Size:	230x127x40.5(LxWxH)		
	Packaging:	1.2Kg; 10pcs/12.0Kg/0.021CBM		
Note	1.All parameters NOT specially mentioned are measured at 230VAC input, rated load and 25°C of ambient temperature. 2.Ripple&noise are measured from peak to peak with band width limit of 20MHz(0.1uF and 47uF/50V parallel capacitor under DC output full load, AC nominal input 25 C ambient temperature). 3.The power supply is considered a component which will be installed into a final equipment. The final equipment must be re-confirmed that it still meets EMC directives. For guidance on how to perform these EMC tests, please refer to "EMI testing of component power supplies." 4.Derating may be needed under low input voltages. Please check the derating curve for more details. 6.The ambient temperature derating of 3.5 °C/1000m with fanless models for operating altitude higher than 2000m(6500ft).			

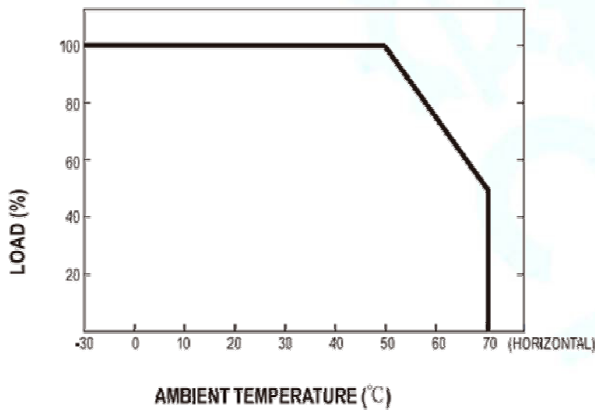
Power Supply

YEP500 series

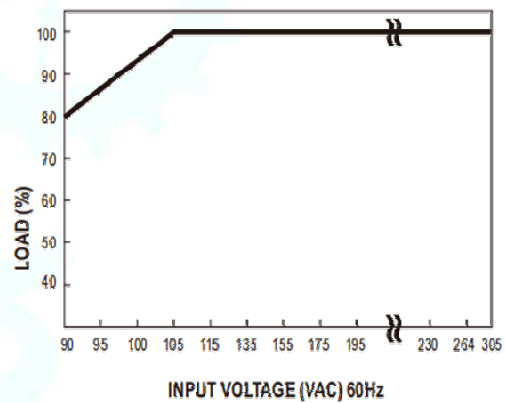
3. Functional Diagram



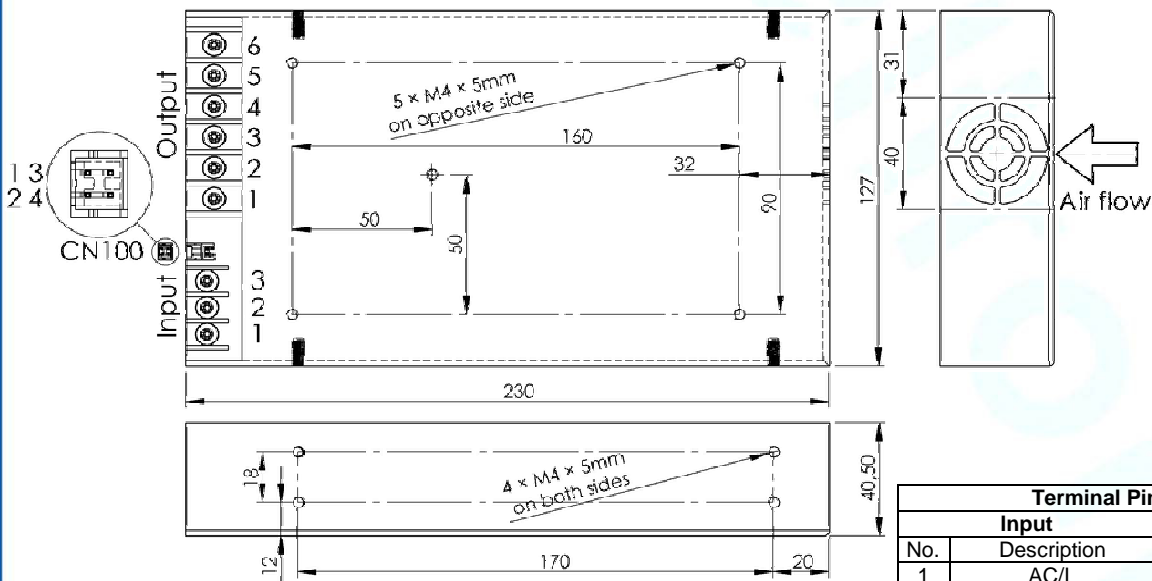
4. Deduction curve and temperature



5. Minus output and input voltage curve



6. Dimension and Installation



Terminal Pin Assignment			
Input		Output	
No.	Description	No.	Description
1	AC/L	1-3	-V
2	AC/N	4-6	+V
3	FG		
CN100			
No.	Description	Terminal	Mating Housing
1	-S	HRS DF11-**SC or equivalent	HRS DF11-4DS or equivalent
2	+S		
3	RC-		
4	RC+		